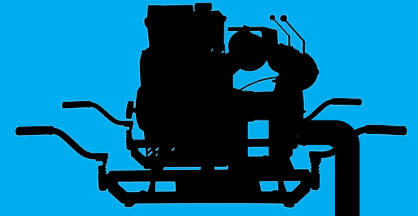


P1 DIESEL PORTABLE MOTOPUMP (LOMBARDINI 23 HP)



- ✓ Kube Pump is first non-priming motopump. Kube Pumps do not need any priming system the suction hose restarts self-suction again in couple of seconds even if it comes out of the water several times.
- ✓ All the pump parts are manufacturing in our factory, therefore there is no spare parts supplying problem.
- ✓ Multipurpose pump. In addition to firefighting, Kube Pumps can operate smoothly in dirty water, flood water, oily water, sewage and seawater.
- ✓ The pump body made by two separated parts. In case of any failure it can easily unscrew the body and easily maintenance.
- ✓ Kube Pumps have two different unique protection systems to prevent damage to the pump and the engine in case of any hard metal and similar substances get in the suction hose during the operation.
- ✓ Suction at geographical 10 meters depth. Although the phrase is suction, due to the nature of our patented system pushing the water up with the help of a propeller, that means there is no loss flow rate up to 7 meters.
- ✓ Dry working capability. Working dry does not effect the operation. It won't give any damage to pump or engine.
- ✓ The pumps have corrosion-resistant series of material and long-lasting operation performance by advanced aluminum technology.
- ✓ Kube Pumps have ISO 9001, TSE, CE and EN 14466 Portable Pumps certificates.


P1 DIESEL	ENGINE	TYPE	4 CYCLE
		NUMBER OF CYLINDER	2 CYLINDER
		COOLING SYSTEM	AIR COOLED
		BORE X STROKE	90,00 X 75,00 (mm)
		PISTON DISPLACEMENT	954 cc
		OUTPUT	17 kW - 23,1 HP
		FUEL TYPE	Diesel
		FUEL TANK CAPACITY	7 LT
		FUEL CONSUMPTION	3 LT/HR (%50 STROKE)
		FUEL SYSTEM	DIRECT FUEL INJECTION
	OIL TANK CAPACITY	3 LT	
	SUCTION	STARTING	ELECTRIC
		SUCTION SYSTEM	MECHANIC SPECIAL PATENTED SUCTION SYSTEM
PUMP	PUMP TYPE	SINGLE END SUCTION CENTRIFUGAL PUMP	
	SUCTION TYPE AND DIA	STORZ TYPE 4" (100 mm)	
	DISCHARGE TYPE AND DIA	STORZ TYPE 2-1/2" (65 mm)	
	DISCHARGE NUMBER	TWIN	
	DISCHARGE VALVE	BALL VALVE	
	WEIGHT	DRY WEIGHT 125 KG WET WEIGHT 140 KG	
DIMENSION (mm)	OVERALL LENGTHxWIDTHxHEIGHT	600 X 850 X 750	

10 meters

10 meters

10 meters

P1 DIESEL PORTABLE MOTOPUMP COMBARDINI 23 HP



Kube Pump has unique protection system to prevent damage to the pump and the engine

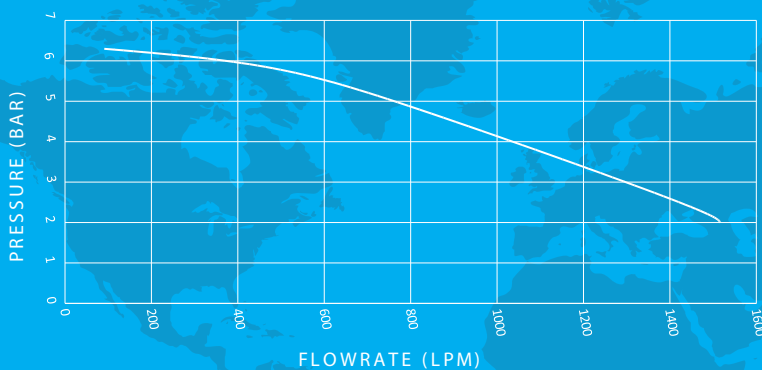


No vacuum, no need Priming. Pushing the water up with the propeller.



Working dry won't give any damage to pump or engine.

P1 DIESEL MOTOPUMP PERFORMANCE CURVE



Step into Kube Pump Uniqueness



Kozmaksan, exclusive sales agent of Kube Pump for Philippines, Thailand, Vietnam, Bangladesh, Singapore, S. Korea, Taiwan and all Latin American countries.

order@kozmaksan.com.tr

www.kozmaksan.net